



Detroit
Regional
Partnership

BUSIAD PRESENTATION ON BUSINESS OPPORTUNITIES IN MICHIGAN AND THE DETROIT REGION MAUREEN DONOHUE KRAUSS

January 19, 2022



Market. Grow. Support.

DetroitRegionalPartnership.com

Detroit Regional Partnership



The DRP is an economic development 501(C)(3) nonprofit that offers confidential, no-cost assistance to domestic and international companies seeking to explore and invest in the 11-county Detroit Region.

DRP SERVICES

- A Single Point of Contact
- Regional Data
- Connections to Key Partners
- Incentives and Talent Assistance
- Building and Site Analysis

GUIDING PRINCIPLES

- Robust Growth
- Jobs for All
- Deep Prosperity
- Regional Impact
- Collaborative Ecosystem

THE DETROIT REGION SNAPSHOT:

11
COUNTIES

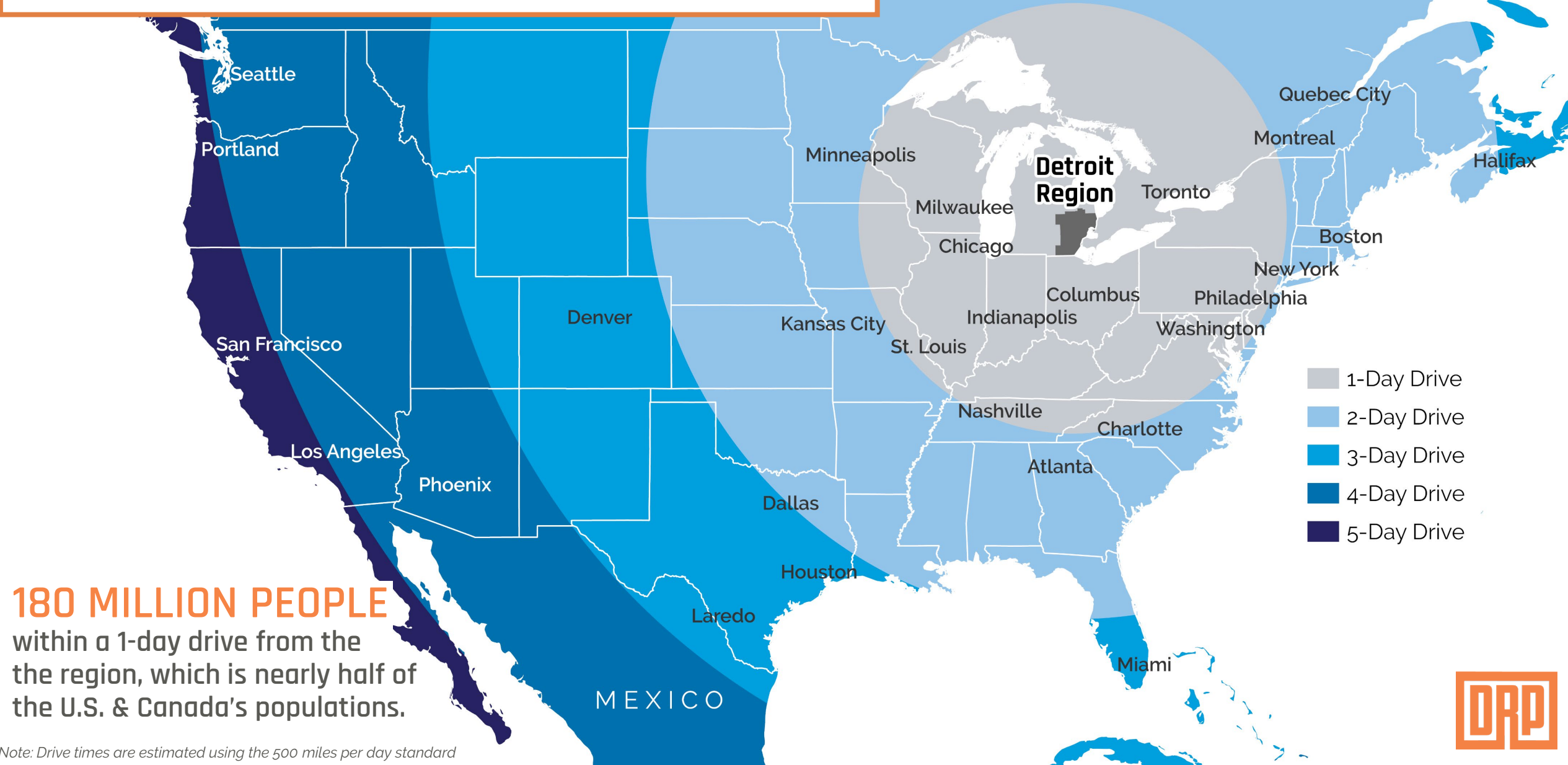
348
COMMUNITIES

5.4 ²⁰²¹
Million
POPULATION

2.5 ²⁰²¹
Million
WORKFORCE

1 DETROIT REGION

LOCATION IS EVERYTHING AND THE DETROIT REGION IS A GLOBAL GATEWAY



180 MILLION PEOPLE
within a 1-day drive from the
the region, which is nearly half of
the U.S. & Canada's populations.



Note: Drive times are estimated using the 500 miles per day standard



DETROIT REGION DEMOGRAPHICS & TALENT

2.5 Million Total Workforce

Larger than 30 Other States Totals, 2021



1.1 Million Pop. Age 20-34

9.7% Increase, Outpacing the National Avg. of 5.5%, 2015-2020

30% Population Diversity

73.4% White, 21.6% Black, 4.6% Hispanic or Latino (Any Race), 2021



4.8% Unemployment Rate

5.0% in Michigan, Below the National of 5.9%, June 2021

1.2 Million Bachelor's Degree or Higher

32.5% of the Total Labor Force, Grew by 11.7% Degrees from 2015-2019

Source: Economic Modeling Emsi, U.S. Bureau of the Census & Labor Statistics





DETROIT REGION WORKFORCE TOP OCCUPATIONS & WAGES

2.3 MILLION OCCUPATION JOBS

\$43,875 Median Annual Wage (\$1.8k Above National)

Total Regional Jobs by Top Two-Digit SOC for Targeted Project:

196,936 Production & Assembly

Median Occupational Wages of \$19.06 Per Hour

89,041 Engineering & Technicians

Median Occupational Wages of \$42.77 Per Hour

76,578 Computer & Mathematics

Median Occupational Wages of \$39.94 Per Hour

142,011 Business & Finance

Median Occupational Wages of \$35.05 Per Hour

285,076 Office & Administration

Median Occupational Wages of \$18.82 Per Hour

189,523 Transportation & Logistics

Median Occupational Wages of \$16.79 Per Hour






DETROIT REGION'S SUPREME ENGINEERING TALENT

Detroit MSA ranks #2 in the U.S. for Engineering total jobs & jobs LQ.

Engineering Jobs
per sq mi



2021 JOBS DENSITY PER SQ. MILE BY ZIP CODE

Source: Emsi Economic Modeling

89,041 Engineers & Technicians

70% of Michigan's Total is in the Detroit Region ²⁰²¹
\$93k Average Wage (\$2k Above National Average), 2020

DETROIT REGION TOP ENGINEERING TALENT OCCUPATIONS



29,999 Mechanical Engineers

#1 Location Nationally for Mechanical Engineers



18,592 Industrial Engineers

#1 Location Nationally for Industrial Engineers



8,164 Other Engineers

#2 Location Nationally Engineers All Other



6,336 Engineering Managers

#6 Location Nationally for Engineering Managers



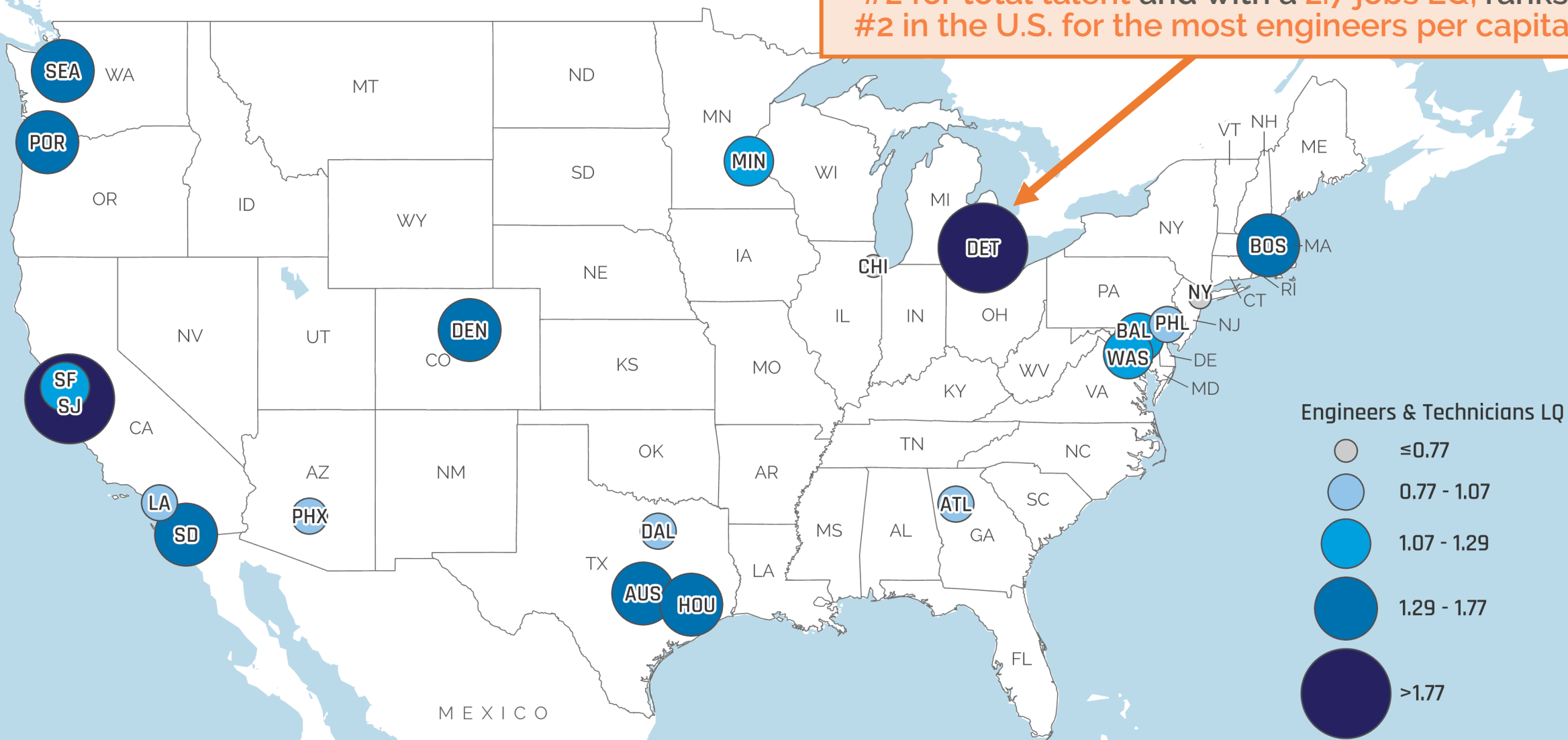
4,407 Electrical Engineers

#8 Location Nationally Electrical Engineers

Note: Location ranking is based on the Detroit MSA, which is within the Detroit Region

DETROIT METRO: #2 U.S. METRO FOR ENGINEERING TALENT

The Detroit Metro has 80,029 engineers ranking #2 for total talent and with a 2.7 jobs LQ, ranks #2 in the U.S. for the most engineers per capita.



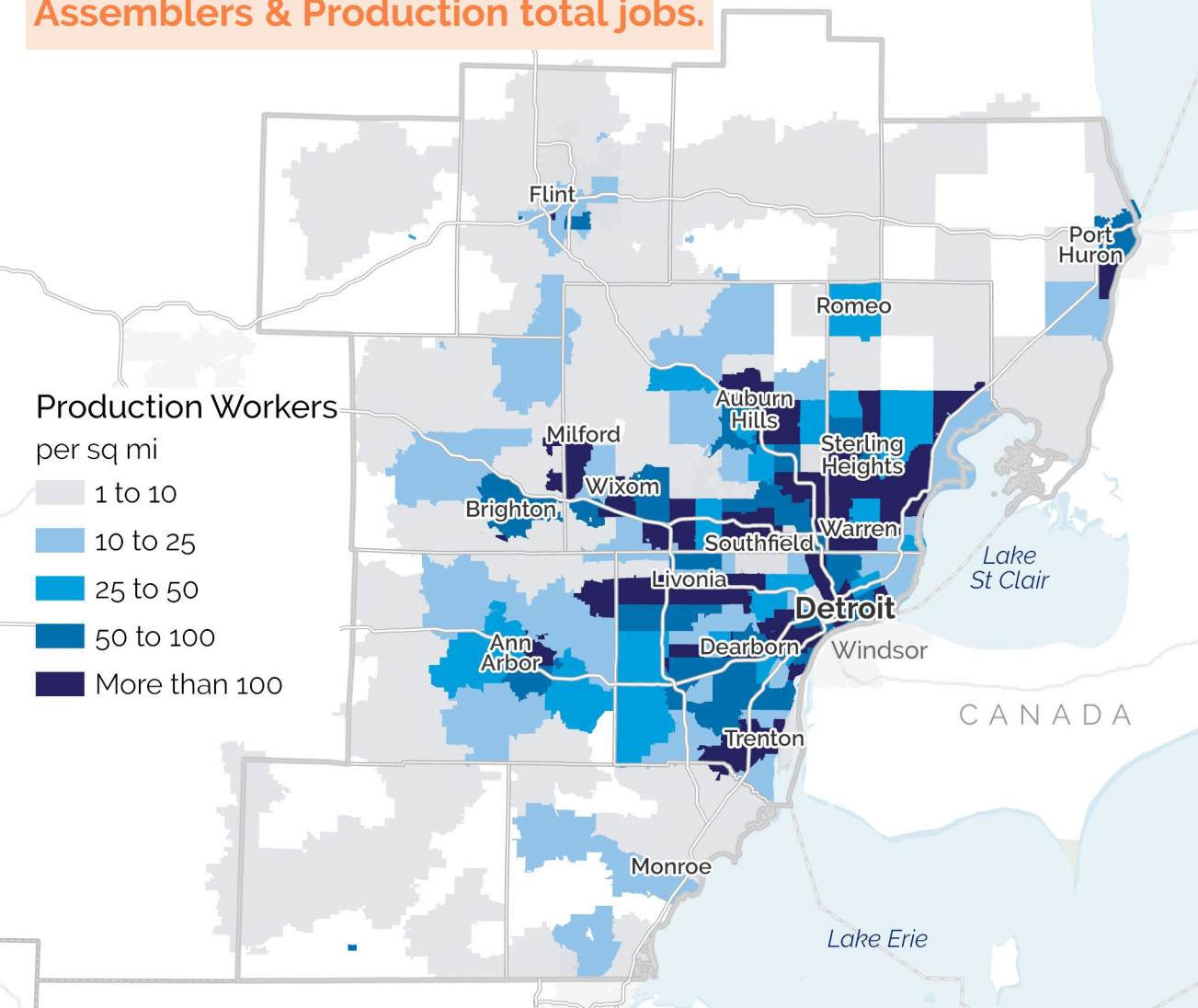
**Second to Los Angeles, CA MSA in total jobs & Second to San Jose for Density
Source: EMSI, Location Quotient (LQ) measures concentration, 1 is the U.S. average*

Map Note: Top 20 Metros by 2020 Engineers & Detroit MSA is 6-counties within the 11-county Detroit Region



QUALITY ASSEMBLER & PRODUCTION TALENT IS HERE

Detroit MSA ranks #1 in the U.S. for Assemblers & Production total jobs.



2021 JOBS DENSITY PER SQ. MILE BY ZIP CODE

Source: Emsi Economic Modeling

201,181 Assemblers & Production

2021


52% Turnover Rate (U.S. Average 76%) &
\$18.78 Median Hourly Wage (Below U.S. Average) 2020

DETROIT REGION TOP ASSEMBLER & PRODUCTION OCCUPATIONS



53,222 Assemblers & Fabricators

2.8 LQ 52% Turnover Rate \$18.45/Hour Median Wages
(75% U.S. Average Rate)



3,456 Engine Assemblers

4.8 LQ 38% Turnover Rate \$23.93/Hour Median Wages



4,234 Electrical Assemblers

0.9 LQ 39% Turnover Rate \$16.15/Hour Median Wages



2,764 Production Workers, Other

0.9 LQ 100% Turnover Rate \$14.49/Hour Median Wages
(132% U.S. Average Rate)



13,403 Production Supervisors

1.5 LQ 37% Turnover Rate \$32.88/Hour Median Wages

Note: LQ (location quotient), turnover rate, and wages is for jobs 2020.

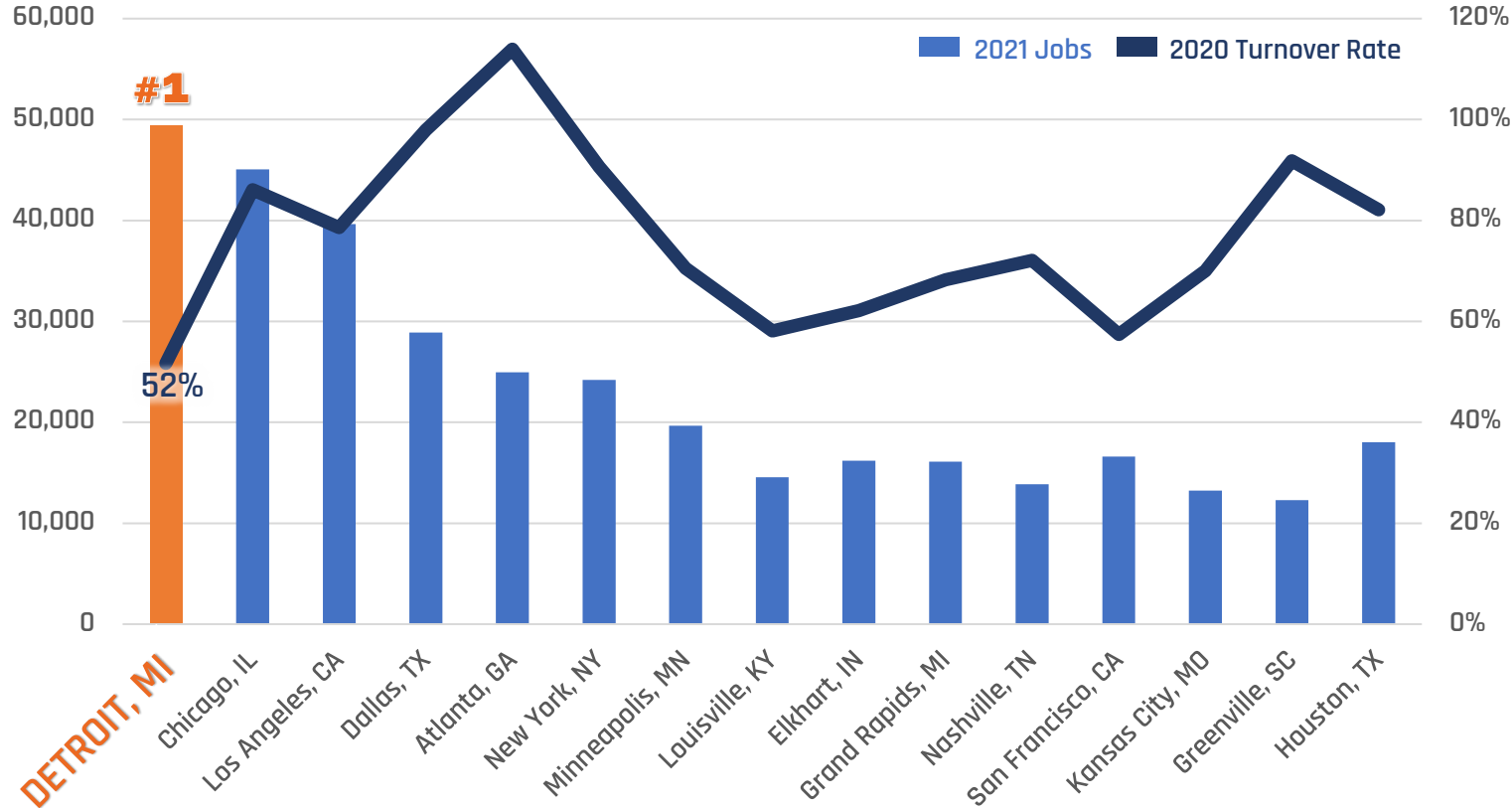


DETROIT REGION'S AUTO PRODUCTION TALENT IS UNMATCHED

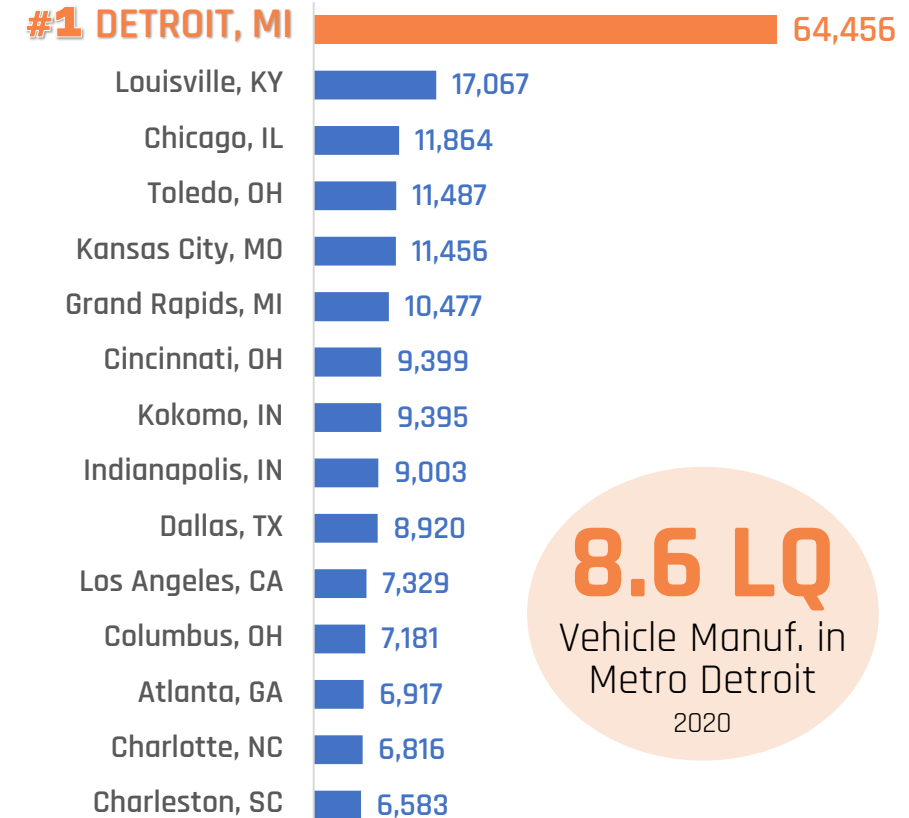


- Assembler Jobs – Detroit MSA ranks **#1** for total jobs & has the lowest job turnover rate.
- Motor Vehicle Manufacturing Jobs – Detroit MSA ranks **#1** for total jobs & jobs per capita (LQ).

ASSEMBLER TALENT TOP METROS BY OCCUPATION JOBS & TURNOVER RATE



MOTOR VEHICLE MANUFACTURING TOP METROS BY INDUSTRY JOBS, 2021



8.6 LQ
Vehicle Manuf. in
Metro Detroit
2020



DETROIT REGION'S INDUSTRY CLUSTERS

The Detroit Regional Partnership has identified seven industry clusters and twenty-two subclusters to target and highlight that will diversify the region's economy while ensuring access to jobs for all in the 11-county region. This includes the industry clusters interactive story map and business report PDF.

Industry Clusters Business Case & Story Map Links





DETROIT REGION COST OF LIVING & HIGH QUALITY OF LIFE

The Detroit Region and Michigan consistently rank as one of the top locations for having a large talent base with affordable wages and operational costs. With a notable high quality of life, due to a low cost of living and having diverse entertainment/opportunities for communities.

\$63,474 Median Household Income

4.9% increase from 2018-2019 and an increase of 18.4% from 2015-2019 (Below the national by \$2k)

\$178,081 Median Home Value

In the 11-County Detroit Region, 2019

100.2 Detroit Metro Cost of Living Index

Ranks #3 Lowest of Metros with more than 2 Million People
Lower than: New York 245, San Francisco 194, Chicago 123, Philadelphia 117

More than 200,00 Acres of Public Parks

Throughout Southeast Michigan's 2,600 Parks by SEMCOG, 2019

11,000 Lakes & Four Great Lakes

Michigan is the #1 State for Freshwater Coastline
20% of the Globe's Freshwater Surrounds Michigan


Source: SEMCOG



Flint River



Ann Arbor



Downtown Flint



Flint River



Detroit – People Mover



Detroit Regional Partnership

MARKET.

GROW.

SUPPORT.

The DRP is an economic development 501(C)(3) nonprofit that offers confidential, no-cost assistance to domestic and international companies seeking to explore and invest in the 11-county Detroit Region.

DRP SERVICES

- A Single Point of Contact
- Regional Data
- Connections to Key Partners
- Incentives and Talent Assistance
- Building and Site Analysis

DRP CONTACT

- Email: Info@DetroitRegionalPartnership.com
- Phone: 313.518.5600
- Office: 1001 Woodward Ave. Suite #800
Detroit, MI 48226 United States
- Reach out for your local project partner!

DetroitRegionalPartnership.com



@DetroitRegionalPartnership



@DetroitRegional



Detroit Regional Partnership



*Economic Development
Leaders for Michigan*



Maureen Donohue Krauss

President & CEO, Detroit Regional Partnership



Maureen.Krauss@DetroitRegionalPartnership.com